



Rayat Shikshan Sanstha, Satara


Academic & Administrative Audit (AAA) : 2021-22

(for Autonomous College)

Name of the Institution : Rayat Shikshan Sanstha's
Yashvantrao Chavan Insti, of Science, Satara, Tal. Dist. Satara (Autonomous)

Criteria	Marks Assigned	Assessment by AAA Committee
Part I : NAAC		
1. Curricular Aspects	150	145
2. Teaching-Learning and Evaluation	300	275
3. Research, Innovation and Extension	150	140
4. Infrastructure and Learning Resources	100	100
5. Student support and Progression	100	100
6. Governance, Leadership and Management	100	94
7. Institutional Values and Best Practices	100	100
<i>Total I</i>	1000	954
Part II : OAF&A		
Office Administration and Financial Audit	200	197
Part III : NIRF		
National Institutional and Ranking Framework	100	98
Part IV : Departmental Profile		
Departmental Profile (Average of All Departments)	150	89
Part V : Faculty Profile		
Faculty Profile	50	50
Grand Total	1500	1388

Date: 28/11/2022


Prin. Dr. V.S. Shivankar

Secretary

Rayat Shikshan Sanstha, Satara



Rayat Shikshan Sanstha, Satara


Academic & Administrative Audit (AAA) : 2020-21

(for Autonomous College)

Name of the Institution : Rayat Shikshan Sanstha's
Yashvantrao Chavan Insti, of Science, Satara, Tal. Dist. Satara
(Autonomous)

Criteria	Marks Assigned	Assessment by AAA Committee
Part I : NAAC		
1. Curricular Aspects	150	142
2. Teaching-Learning and Evaluation	300	268
3. Research, Innovation and Extension	150	140
4. Infrastructure and Learning Resources	100	100
5. Student support and Progression	100	100
6. Governance, Leadership and Management	100	94
7. Institutional Values and Best Practices	100	100
<i>Total I</i>	1000	944
Part II : OAF A		
Office Administration and Financial Audit	200	197
Part III : NIRF		
National Institutional and Ranking Framework	100	98
Part IV : Departmental Profile		
Departmental Profile (Average of All Departments)	150	85.40
Part V : Faculty Profile		
Faculty Profile	50	50
<i>Grand Total</i>	1500	1374.41

Date: 24/11/2022


Prin. Dr. V.S. Shivankar

Secretary

Rayat shikshan Sanstha, Satara



**Rayat Shikshan Sanstha's
Yashwantrao Chavan Institute of Science, Satara**

**ACADEMIC AND ADMINISTRATIVE AUDIT
(AAA) Report: (2018-2019)**



Criterion 1- Curricular Aspects (100)

Metric No.	Aspects	Max. Score	Self Assessment	Annexure No. Supporting Documents	Final Score
1.1 Curricular Planning and Implementation (20)					
1.1.1 QIM	<i>The Institution ensures effective curriculum delivery through a well planned and documented process</i> Description of the initiatives in 500 words consisting of Curriculum Planning, distribution of workload & syllabus, time-table, lecture notes in Academic Diary, departmental meeting record.	10	10	1.1.1	
1.1.2 QnM	<i>Number of certificate/diploma program introduced in the year</i> Data requirement: <ul style="list-style-type: none"> • Certificate/ Diploma program code • Name of the program • Year of introduction <ul style="list-style-type: none"> ➤ 5 or more than 5 – 05 marks ➤ Less than 5 – 03 marks 	5	5	1.1.2	
1.1.3 QnM	<i>Number of teachers participating in various bodies of the Institution, such as BoS and Academic Council during the year</i> Data requirement: <ul style="list-style-type: none"> • Name of teachers participated • Name of the body in which full time teacher participated • Total number of teachers <ul style="list-style-type: none"> ➤ Member of Academic Council/Senate/BoS & Other Bodies ➤ 10 % and above – 5 Marks ➤ 5 to 10% – 3 Marks ➤ Less than 5% – 1 Mark Refer formula from NAAC Manual	5	5	1.1.3	
1.2 Academic Flexibility (30)					
1.2.1 QnM	<i>Percentage of new Courses introduced of the total number of courses across all Programmes offered during the year</i> <ul style="list-style-type: none"> • Above 10% – 10 Marks 	10	10	1.2.1	



Part A- NAAC

Metric No.	Aspects	Max. Score	Self Assessment	Annexure No. Supporting Documents	Final Score
	<ul style="list-style-type: none"> Between 5 to 10 % - 06 Marks Below 5 % - 03 Marks 				
1.2.2 QnM	<p><i>Percentage of programs in which CBCS/elective course system has been implemented</i></p> <ul style="list-style-type: none"> 5 or more than 5 programmes – 10 Marks Less than 5 programmes – 05 Marks 	10	10	1.2.2	
1.2.3 QnM	<p><i>Average percentage of students enrolled in subject related Certificate/Diploma/Adv Diploma</i></p> <ul style="list-style-type: none"> More than 75% - 10 Marks From 51 to 74% - 06 Marks From 25 to 50% - 03 Marks 	10	10	1.2.3	
1.3 Curriculum Enrichment (30)					
1.3.1 QIM	<p><i>Institution integrates cross cutting issues relevant to Gender, Environment and Sustainability, Human Values and Professional Ethics into the Curriculum</i></p> <p>Integration of cross cutting issues/human values / professional ethics into the curriculum:</p> <p>A. Gender Related B. Environment Related C. Human Values D. Professional Ethics</p> <ul style="list-style-type: none"> All of the above – 10 Marks Three of the above – 07 Marks Two of the above – 05 Marks One of the above – 02 Marks 	10	10	1.3.1	
1.3.2 QnM	<p><i>Number of value-added courses imparting transferable and life skills offered during the year</i></p> <ul style="list-style-type: none"> 100% Departments with at least one value added course– Marks 15 More than 75% – 12 Marks 50 to 74 % – 09 Marks 25 to 49 % 06 Marks Up to 24% – 03 Marks 	15	15	1.3.2	



Part A- NAAC


Metric No.	Aspects	Max. Score	Self Assessment	Annexure No. Supporting Documents	Final Score
1.3.3 QnM	<p><i>Percentage of students undertaking field projects / internships</i></p> <ul style="list-style-type: none"> • More than 75% - 05 Marks • Between 51 to 75% - 03 Marks • Less than 50% - 02 Marks 	05	05	1.3.3	
1.4 Feedback System (20)					
1.4.1 QnM	<p><i>Structured feedback on design and review of syllabus received from:</i></p> <p>1) Students, 2) Teachers, 3) Employers, 4) Alumni 5) Parents</p> <p>Options:</p> <p>A. All of the above - 10 Marks B. Any 4 of the above - 08 Marks C. Any 3 of the above - 06 Marks D. Any 2 of the above - 04 Marks E. Any 1 of the above - 02 Marks</p>	10	10	College website 1.4.1	
1.4.2 QnM	<p><i>Feedback processes of the institution may be classified as follows:</i></p> <p>A. Feedback collected, analysed and action taken and Feedback available on website - 10 Marks B. Feedback collected, analysed and action has been taken - 08 Marks C. Feedback collected and analysed - 05 Marks D. Feedback collected - 02 Marks</p>	10	10	College website 1.4.2	
Total		100	100	100	

Type of Metric	Total Number	Max. Marks	Self Assessment Marks	Marks Obtained
Qualitative Metric (QIM)	02	20	20	
Quantitative Metric (QnM)	11	80	80	
Total	13	100		




Criterion 2- Teaching-Learning and Evaluation (350)


Metric No.	Aspects	Max. Score	Self Assessment	Annexure No. Supporting Documents	Final Score		
2.1 Student Enrolment and Profile (30)							
2.1.1 QnM	Percentage of students from other States and Countries during the years						
	• More than 10% - 10 Marks						
	• 6% to 09% - 08 Marks						
	• 3 to 5% - 05 Marks						
• Less than 3% - 03 Marks							
2.1.2 QnM	Percentage of enrolment to sanctioned Seats for all courses						
	• More than 95 % - 10 Marks						
	• 75 % to 95 % - 08 Marks						
	• Less than 75 % - 05 Marks						
2.1.3 QnM	Percentage of seats filled against seats reserved for various categories as per applicable reservation policy during the years						
		SC	ST	OBC	NT	Other	Total
		Marks	Marks	Marks	Marks	Marks	Marks
	More than 95 %	2	2	2	2	2	
	90% to 95 %	1.5	1.5	1.5	1.5	1.5	
	75 % to 90 %	1.0	1.0	1.0	1.0	1.0	
Less than 75 %	0.5	0.5	0.5	0.5	0.5		
2.2 Catering to Student Diversity (30)							
2.2.1 QIM	The institution assesses the learning levels of the students, after admission and organises special programs for advanced learners and slow learners (Maintain Record for Both Programmes- Description in not more than 500 words)						
	Advanced Learners Programme :15 Marks						
	Slow Learners Programme :15 Marks						
	Both Programme :30 Marks						



Metric No.	Aspects	Max. Score	Self Assessment	Annexure No. Supporting Documents	Final Score
2.2.2 QnM	Student - Full time teacher ratio (Only Full Time Teachers) (Ratio = Total Students /Total Full time teacher)		10	10	
	• 25 Students to 1 Teacher of less	10 Marks			
	• 26 to 50 Students to 1 Teacher or More	08 Marks			
	• 51 to 75 Students to 1 Teacher or More	05 Marks			
2.2.3 QnM	Percentage of differently abled students (Divyangjan) on rolls (Percentage to Total Students Enrolled in the College)		10	05	
	• 2 or More than 2%	10 Marks			
	• Less than 2%	05 Marks			
2.3 Teaching – Learning Process (50)					
2.3.1 QIM	Student centric methods, such as experiential learning, participative learning and problem solving methodologies are used for enhancing learning experiences (Description in not more than 500 words)		20	20	
	Method	Total			
	• Experiential Learning Used	5 Marks			
	• Participative Learning Used	5 Marks			
	• Problem Solving Method Used	5 Marks			
• Any Other Method Used	5 Marks				
2.3.2 QnM	Percentage of teachers using ICT for effective teaching with Learning Management Systems (LMS), E-learning resources etc.		10	10	
	• More than 95 % Teachers	10 Marks			
	• 75 % to 95 % Teachers	08 Marks			
	• 51% to 75 % Teachers	06 Marks			
	• 26 % to 50 % Teachers	04 Marks			
• Less than 25 % Teachers	02 Marks				




Metric No.	Aspects	Max. Score	Self Assessment	Annexure No. Supporting Documents	Final Score
2.3.3 QnM	Ratio of mentor to students for academic and stress related issues (Total Students / Students covered under Mentoring)		10	10	
	• Mentor: Mentee Ratio (1:25)	10 Marks			
	• Mentor: Mentee Ratio(1:50)	08 Marks			
	• Mentor: Mentee Ratio (1:75)	05 Marks			
• Mentor: Mentee Ratio (1:100)	03 Marks				
2.3.4 QIM	Innovation and creativity in teaching-learning 01 marks per activity (Description in not more than 500 words)		10	10	
2.4 Teaching Profile and Quality (80)					
2.4.1 QnM	Percentage of full time teachers against sanctioned posts during the years		15	12	
	• > 90 % of the Sectioned Teachers	15 Marks			
	• 51 to 90 % of the Sectioned Teachers	12 Marks			
	• 25 to 50 % of the Sectioned Teachers	09 Marks			
• < 25 % of the Sectioned Teachers	05 Marks				
2.4.2 QnM	Percentage of full time teachers with Ph.D. during the year		20	10	
	• > 75 % of the Teachers	20 Marks			
	• 51 to 75 % of the Teachers	15 Marks			
	• 25 to 50 % of the Teachers	10 Marks			
• < 25 % of the Teachers	05 Marks				



Metric No.	Aspects	Max. Score	Self Assessment	Annexure No. Supporting Documents	Final Score
2.4.3 QnM	<i>Average teaching experience of full time teachers</i>		10	08	
	• Average teaching experience 10 Yr <	10 Marks			
	• Average teaching experience 5 to 10Yr	08 Marks			
	• Average teaching experience 3 to 5Yr	05 Marks			
	• Average teaching experience below 3 Yr	03 Marks			
2.4.4 QnM	<i>Percentage of full time teachers who received awards, recognition, fellowships at State, National, International level from Government, recognised bodies during the years (Total Awards/Total FT Teachers)</i>		15	05	
	• > 75 % of the FT Teachers	15 Marks			
	• 51 to 75 % of the FT Teachers	10 Marks			
	• 25 to 50 % of the FT Teachers	09 Marks			
	• < 25 % of the FT Teachers	05 Marks			
2.4.5 QnM	<i>Percentage of full time teachers from other States against sanctioned posts during the last year</i>		20	05	
	• More than 10%	20 Marks			
	• 6% to 09%	15 Marks			
	• 3 to 5%	10 Marks			
	• Up to 3%	05 Marks			
2.5 Evaluation Process and Reforms (50)					
2.5.1 QIM	<i>Reforms in different Continuous Internal Evaluation(CIE) system at the institutional level (Description in not more than 500 words)</i>		15	15	




Metric No.	Aspects			Max. Score	Self Assessment	Annexure No. Supporting Documents	Final Score
2.5.2 QIM	<i>Mechanism of internal assessment is transparent and robust in terms of frequency and variety (Description in not more than 500 words)</i>			15	15		
	Frequency of the CIE	05 Marks					
	Variety of options provided under CIE	05 Marks					
	Transparent & Robust	05 Marks					
2.5.3 QIM	<i>Mechanism to deal with examination related grievances is transparent, time-bound and efficient (Description in not more than 500 words)</i>			10	10		
	Transparent Mechanism Developed	(Yes-5 No-00)	05 Marks				
	Time Bound and Efficient	(Yes-5 No-00)	05 Marks				
2.5.4 QIM	<i>The institution adheres to the academic calendar for the conduct of CIE (Description in not more than 500 words)</i>			10	10		
	CIE included in Academic Calendar of the College	Yes -3					
	College displayed calendar for CIE	Yes -2					
	College follows calendar for CIE	Yes -5					
2.6 Student Performance and Learning Outcomes (40)							
2.6.1 QIM	<i>Program outcomes (PO), program specific outcomes (PSO) and course outcomes (CO) for all programs offered by the institution are stated and displayed on website and communicated to teachers and students</i>			10	10		
	Displayed on website (PO, PSO, CO)	Yes -04					
	Communicated to teachers (PO, PSO, CO)	Yes -03					
	Communicated to students (PO, PSO, CO)	Yes -03					



Metric No.	Aspects	Max. Score	Self Assessment	Annexure No. Supporting Documents	Final Score
2.6.2 QIM	<i>Attainment of program outcomes, program specific outcomes and course outcomes are evaluated by the institution (Description in not more than 500 words)</i>		10	10	
	Attainment of program outcomes evaluated	04 Marks			
	Attainment of program specific outcomes evaluated	03 Marks			
	Attainment of course outcomes evaluated	03 Marks			
2.6.3 QnM	<i>Average pass percentage of the final year students (Appeared and Pass)</i>		20	15	
	• More than 95 %	20 Marks			
	• 75 % to 95 %	15 Marks			
	• 51% to 75 %	10 Marks			
	• 26 % to 50 %	05 Marks			
• Less than 25 %	00 Marks				
2.7 Student Satisfaction Survey (50)					
2.7.1 QnM	<i>Online student satisfaction survey with regard to teaching learning process. (Note-Kindly note that the college has to fill Student Satisfaction Survey (SSS) given by NAAC Bangalore on their website)</i> <ul style="list-style-type: none"> • Database of the 100% students - 10 Marks • Online Feedback on Teaching & Learning Taken - 20 Marks • Analysis of the Feedback - 10 Marks • Action Taken -10 Marks [Obtain online feedback from all students as per NAAC - SSS]		50	50	
Total		350	277.5		

Type of Metric	Total Number	Max. Marks	Self Assessment Marks	Marks Obtained
Qualitative Metric (QIM)	09	130	130.0	
Quantitative Metric (QnM)	14	220	147.5	
Total	23	350	277.5	



Criterion 3- Research, Innovations and Extension (120)

Metric No.	Aspects	Max. Score	Self Assessment	Annexure No Supporting Documents	Final Score
3.1 Resource Mobilization for research (10)					
3.1.1 QnM	Grants for research projects sponsored by the non-government sources in the institution during the last year i.e.		3	02	3.1.1
	✓ Industry and Organizations	- 01 Mark			
	• Alumni	- 01 Mark			
	✓ Any Other	- 01 Mark			
3.1.2 QnM	Percentage of teachers recognised as research guides at present		3	02	3.1.2
	• More than 50%	- 03 Marks			
	✓ 25% to 50%	- 02 Marks			
	• Up to 25%	- 01 Mark			
3.1.3 QnM	Number of research projects per teacher funded by government and non-government agencies during year		7	07	3.1.3
	✓ More than 20%	- 07 Marks			
	• 11 % to 20%	- 04 Marks			
	• Up to 10 %	- 02 Marks			
3.2 Innovation Ecosystem (10)					
3.2.1 QIM	Institution has created an eco system for innovations including Incubation centre and other initiatives for creation and transfer of knowledge (Submit report in 500 words- Evidences and activities)		5	05	3.2.1
	✓ Established Incubation centre	- 03			
	✓ Institution has created an eco system	- 01			
	✓ Other initiatives for creation and transfer of knowledge	- 01			
3.2.2 QnM	Number of workshops/seminars conducted on Intellectual Property Rights (IPR) and Industry-Academia Innovative practices during the year (One mark to each activity)		5	05	3.2.2
	Number of Related Activities Conducted :- 09				



Metric No.	Aspects	Max. Score	Self Assessment	Annexure No Supporting Documents	Final Score			
3.3 Research Publications and Awards (20)								
3.3.1 QnM	<i>The institution has a stated Code of Ethics to check malpractices and plagiarism in Research (Code of Ethics along with UGC Recommended plagiarism checking software)</i>				1	01	3.3.1	
	✓ Code of Ethics & Software	Yes	01 Mark					
	• Code of Ethics & Software	No	00 Mark					
3.3.2 QnM	<i>The institution provides incentives to teachers who receive state, national and international recognition / awards (Felicitation, Cash Prizes for International Reputed High Impact Factor Journals etc.)</i>				1	01	3.3.2	
	✓ Felicitation & Cash Prizes	Yes	01 Mark					
	• Felicitation & Cash Prizes	No	00 Mark					
3.3.3 QnM	<i>Number of Ph.D.s awarded during the year (one mark for each candidate) * Only for University Recognized Research center</i>				4*	04	3.3.3	
	Number of Ph.D.s awarded during the year : - 09							
3.3.4 QnM	<i>Average Number of research papers published per teacher in the Journals notified on UGC website during the years (ISSN Only- Total Papers /Total Teachers)</i>				10/8*	03	3.3.4	
	• Per teacher Three	- 10 Marks	08 Marks					
	• Per teacher Two	- 08 Marks	06 Marks					
	• Per teacher One	- 05 Marks	04 Marks					
	✓ Per teacher Below One	- 03 Marks	02 Marks					
3.3.5 QnM	<i>Number of books and chapters in edited volumes / books published, and papers in national / international conference-proceedings per teacher during the year (ISBN / ISSN Only)</i>				8/6*	-	3.3.5	
	Total Number of Chapters Published during Year :-							
	Total Number of Proceeding Published during Year :-							
	Total Number of Books Published during Year :- 03							
		Chapter	Proceeding	Book				
Per teacher One	01	01	02					
Per teacher Two	02	02	01					



Metric No.	Aspects	Max. Score	Self Assessment	Annexure No Supporting Documents	Final Score
3.4 Extension Activities (60)					
3.4.1 QIM	<i>Extension activities in the neighborhood community in terms of impact and sensitizing students to social issues and holistic development during the year (1 Mark per activity- Other than NSS/NCC) (Description in 500 words)</i>	20	20	3.4.1	
	✓ More than 15 Activities during the year : 20 Marks				
	11 to 15 Activities during the year : 15 Marks				
	06 to 10 Activities during the year : 10 Marks				
	Below 06 Activities during the year : 05 Marks				
3.4.2 QnM	<i>Number of awards and recognition received for extension activities from Government /recognised bodies during the year (1 Mark per Award/Recognitions)</i> Total Number of Awards & Recognitions : 7	5	05	3.4.2	
3.4.3 QnM	<i>Number of extension and outreach programs conducted in collaboration with industry, community and Non - Government Organisations through NSS/NCC/Red cross/YRC etc., during the year (1 Mark for per two activity)</i> Number of extension and outreach programs conducted: 30	15	15	3.4.3	
3.4.4 QnM	<i>Percentage of students participating in extension activities with Government Organisations, Non-Government Organisations and programs such as Swachh Bharat, Aids Awareness, Gender Issue, etc. during the year</i>	20	20	3.4.4	
	• Up to 25% - 05 Marks				
	• 26 % to 50% - 10 Marks				
	• 51 to 75% - 15 Marks				
	✓ Above 75% - 20 Marks				



Metric No.	Aspects	Max. Score	Self Assessment	Annexure No Supporting Documents	Final Score		
3.5 Collaborations (20)							
3.5.1 QnM	<i>Number of linkages for faculty exchange, student exchange, internship, field trip, on-the-job training, research, etc during the year (1 Mark for each activity)</i>		10	10	3.5.1		
	Number of linkages for faculty exchange	:					
	Number of linkages for student exchange	:					
	Number of linkages for internship	:					10
	Number of linkages for field trip	:					5
	Number of linkages for field trip	:					
	Number of linkages for on-the-job training	:					2
	Number of linkages for research	:					10
Total Activities	:	27					
3.5.2 QnM	<i>Number of functional MoUs with institutions of national, international importance, other universities, industries, corporate houses etc. during the year (only functional MoUs with ongoing activities to be considered)(1 Mark for one functional MoU)</i>		10	10	3.5.2		
	MoUs with institutions of national, international importance						3
	MoUs with Other Universities						1
	MoUs with Industries & Corporate Houses						8
	MoUs with institutions of national, international importance						
	Total						12
Total		120	110				

Type of Metric	Total Number	Max. Marks	Self Assessment Marks	Marks Obtained
Qualitative Metric (QIM)	02	25	25	
Quantitative Metric (QnM)	14	95	85	
Total	16	120	110	




Criterion 4- Infrastructure and Learning Resources (100)

Metric No.	Aspects	Max. Score	Self Assessment	Annexure No. Supporting Documents	Final Score
4.1 Physical Facilities (30)					
4.1.1 QIM	<i>The institution has adequate facilities for teaching – learning, viz., classrooms, laboratories, computing equipment, etc. (Write in 500 words)</i>	5	5	Annexure 4.1.1	
4.1.2 QIM	<i>The institution has adequate facilities for sports, games (indoor, outdoor, gymnasium, yoga centre etc.) and cultural activities (Write in 500 words)</i>	5	5	Annexure 4.1.2	
4.1.3 QnM	Percentage ICT Classrooms <ul style="list-style-type: none"> • Number of classrooms with LCD • Number of classrooms with Wi-Fi/LAN • Number of seminar halls with ICT <ul style="list-style-type: none"> • Above 75% facilities -10 Marks • More than 50% facilities - 05 Marks • More than 25 % - 03 Marks • Less than 25% - 02 Marks 	10	10	Annexure 4.1.3	
4.1.4 QnM	Percentage of budget allocation, excluding salary for infrastructure augmentation during the year <ul style="list-style-type: none"> • More than 35% -10 Marks • Upto 35 % - 05 Marks 	10	10	Annexure 4.1.4	
4.2 Library as a Learning Resources (20)					
4.2.1 QIM	Library is automated using Integrated Library Management System(ILMS) <ul style="list-style-type: none"> • Fully automated – 05 Marks • Partially automated – 03 Marks 	5	5	Annexure 4.2.1	
4.2.2 QIM	Collection of rare books, manuscripts, special reports or any other knowledge resource for library enrichment Provide the description of library enrichment which includes : <ul style="list-style-type: none"> • Name of the book/manuscript • Name of the author • Year of publishing • Name of the publisher • Number of copies <ul style="list-style-type: none"> • 5 or above 5 rare books/manuscripts/special reports/any other knowledge resource -2 • Upto 5 rare books, manuscripts, special reports or any other knowledge resource -1 	2	2	Annexure 4.2.2	



Metric No.	Aspects	Max. Score	Self Assessment	Annexure No. Supporting Documents	Final Score
4.2.3 QnM	<p>Does the institution have the following:</p> <ol style="list-style-type: none"> 1. <i>e – journals</i> 2. <i>e-ShodhSindhu</i> 3. <i>Shodhganga membership</i> 4. <i>e-books</i> 5. <i>Databases</i> <p>Option:</p> <ol style="list-style-type: none"> A. Any 3 of the above - 03 marks B. Any 2 of the above - 02 marks C. Any 1 of the above - 01 mark D. None of the above <p>Data Requirement for last five years: (As per Data Template in Section B of NAAC Manual)</p> <ul style="list-style-type: none"> • Details of membership: • Details of subscription: 	3	3	Annexure 4.2.3	
4.2.4 QnM	<p>Expenditure for purchase of books and journals during the year</p> <ul style="list-style-type: none"> • 2% or more than 2% of total budget excluding salary-05 marks • Up to 2% of total budget excluding salary - 03 marks 	5	3	Annexure 4.2.4	
4.2.5 QnM	<p>Availability of remote access to e-resources of the library</p> <ul style="list-style-type: none"> • E-resource • Contact person details • Connectivity Bandwidth available <p>Yes / No</p>	1	1	Annexure 4.2.5	
4.2.6 QnM	<p>Percentage per day usage of library by teachers and students</p> <p>Formula:</p> $\frac{\text{Number of teachers and students using library per day}}{\text{Total number of teachers and students}} \times 100$ <ul style="list-style-type: none"> • More than 30% of the total students and staff – 04 Marks • Below 30 % of the total students and staff – 02 Marks 	4	4	Annexure 4.2.6	



Metric No.	Aspects	Max. Score	Self Assessment	Annexure No. Supporting Documents	Final Score
4.3 IT Infrastructure (30)					
4.3.1 QIM	<p><i>Institution frequently updates its IT facilities including Wi-Fi (Date of updation and nature of updation) Write in 500 words</i></p> <ul style="list-style-type: none"> • Availability of IT facilities with Wi-Fi – 10 Marks • Availability of only IT facilities – 05 Marks 	10	10	Annexure 4.3.1	
4.3.2 QnM	<p><i>Student - Computer ratio</i> <i>Number of students : Number of Computers</i> Data Requirements:</p> <ul style="list-style-type: none"> • Number of computers in working condition • Total Number of students • 10 : 1 – 10 Marks • 11 to 20 : 1 – 05 Marks • 21 to 30 : 1 – 03 Marks 	10	10	Annexure 4.3.2	
4.3.3 QnM	<p><i>Available bandwidth of internet connection in the Institution</i></p> <ul style="list-style-type: none"> • ≥ 50 MBPS – 09 Marks • 35-50 MBPS – 07 Marks • 20-35 MBPS – 05 Marks • 5-20 MBPS – 03 Marks • < 5 MBPS – 01 Mark 	9	9	Annexure 4.3.3	
4.3.4 QnM	<p><i>Facilities for e-content development such as Media centre, Recording facility, Lecture Capturing System(LCS) (Yes /No)</i></p>	1	1	Annexure 4.3.4	



Metric No.	Aspects	Max. Score	Self Assessment	Annexure No. Supporting Documents	Final Score
4.4 Maintenance of Campus Infrastructure (20)					
4.4.1 QnM	<p><i>Expenditure incurred on maintenance of physical facilities and academic support facilities excluding salary component, as a percentage during the year</i></p> <p>Formula:</p> $\text{Percentage per year} = \frac{\text{Expenditure on maintenance of physical and academic support facilities excluding salary component}}{\text{Total expenditure excluding salary component}} \times 100$ <ul style="list-style-type: none"> • More than 4 % expenditure of the total budget (Excluding salary) – 10 Marks • 4 and Less than 4 % expenditure of the total budget– 05 Marks 	10	10	<u>Annexure 4.4.1</u>	
4.4.2 QIM	<p><i>There are established systems and procedures for maintaining and utilizing physical, academic and support facilities -laboratory, library, sports complex, computers, classrooms etc. (Write in 1000 words)</i></p>	10	10	<u>Annexure 4.4.2</u>	
Total		100	98		

Type of Metric	Total Number	Max. Marks	Self Assessment Marks	Marks Obtained
Qualitative Metric (QIM)	06	37	37	
Quantitative Metric (QnM)	10	63	61	
Total	16	100	98	




Criterion 5 – Student Support & Progression (130)

Metric No.	Question	Max. Score	Self Assessment	Annexure No. Supporting Documents	Final Score
5.1 Student Support (50)					
5.1.1 QnM	<p><i>Percentage of students benefited by scholarships and freeships provided by the Government during the year</i></p> <ul style="list-style-type: none"> • Above 60% - 12 Marks • 31 to 60% - 08 Marks • Less than 30% - 04 Marks 	12	12		
5.1.2 QnM	<p><i>Percentage of students benefited by scholarships, freeships, etc. provided by the institution besides government schemes during the year</i></p> <ul style="list-style-type: none"> • 26% to 50% - 12 Marks • 10% to 25 % - 08 Marks • Less than 10 % - 04 Marks 	12	04		
5.1.3 QnM	<p><i>Number of capability enhancement and development schemes</i></p> <p>A. Guidance for competitive examinations B. Career Counseling C. Soft skill development D. Remedial coaching E. Language lab F. Bridge courses G. Yoga and Meditation H. Personal Counseling</p> <ul style="list-style-type: none"> • 7 or more of the above – 10 Marks • Any 6 of the above – 08 Marks • Any 5 of the above – 06 Marks • Any 4 of the above – 04 Marks • Any 3 of the above – 02 Marks 	10	10		



Metric No.	Question	Max. Score	Self Assessment	Annexure No. Supporting Documents	Final Score
5.1.4 QnM	<p><i>Percentage of students benefited by guidance for competitive examinations and career counseling offered by the institution during the year</i></p> <ul style="list-style-type: none"> • Above 75% (of enrolled students) - 10 Marks • More than 50% (of enrolled students) - 07 Marks • More than 30 % (of enrolled students) - 03 Marks 	10	10		
5.1.5 QnM	<p><i>Percentage of students benefitted by Vocational Education and Training (VET)/Skill education/professional education during the year</i></p> <ul style="list-style-type: none"> • Above 50% - 05 Marks • More than 25% - 03 Marks • More than 10 % - 02 Marks 	5	5		
5.1.6 QnM	<p><i>The institution a transparent mechanism for timely redressal of student grievances including sexual harassment and ragging cases (Yes/No)</i> <i>(Student Redressal Committee, Prevention of Sexual harassment committee, Anti-ragging committee - all proceedings with action taken reports)</i></p>	1	1		
5.2 Student Progression (45)					
5.2.1 QnM	<p><i>Percentage of placement of outgoing students during the last year</i> Name of the employer with contact details Number of students placed</p> <ul style="list-style-type: none"> • Above 30 % - 20 Marks • 21 to 30% - 15 Marks • 10 to 20 % - 10 Marks • Up to 10% - 05 Marks 	20	15		




Metric No.	Question	Max. Score	Self Assessment	Annexure No. Supporting Documents	Final Score
5.2.2 QnM	<p>Percentage of student progression to higher education (previous graduating batch)</p> <p>A. UG to PG/ B. PG to M.Phil./Ph.D: C. PhD to Post doctoral:</p> <ul style="list-style-type: none"> • Above 60% - 20 Marks • 41 to 60% - 15 Marks • 21 to 40% - 10 Marks • Less than 20% - 05 Marks 	20	15		
5.2.3. QnM	<p>Percentage of students qualifying in state/ national/ international level examinations during the year (eg:NET/SLET/GATE/ GMAT/ CAT/ GRE/TOEFL/Civil Services/State government examinations)</p> <p>Above 2% (of appeared students) - 05 Marks Less than 2% (of appeared students)- 02 Marks</p>	5	5		
5.3 Student Participation and Activities (25)					
5.3.1 QnM	<p>Number of awards/medals for outstanding performance in sports/cultural activities at national/international level (award for a team event should be counted as one) during the year</p> <ul style="list-style-type: none"> • International (Sports/ Cultural) – 05 Marks per medal/award • National (Sports/ Cultural) – 03 Marks per medal/award 	15			
5.3.2 QIM	<p>Presence of an active Student Council & representation of students on academic & administrative bodies/committees of the institution (write in 500 words on student council activity & students role in academic and administrative bodies)- all CRs represent in various committees</p>	5	5		



Metric No.	Question	Max. Score	Self Assessment	Annexure No. Supporting Documents	Final Score
5.3.3 QnM	<i>Number of sports and cultural activities /competitions organised at the institution level per year</i> i. Sports ii. Cultural <i>(Minimum 10 activities/competitions are required from each category)</i>	5	4		
5.4 Alumni Engagement (10)					
5.4.1 QIM	<i>The Alumni Association/Chapters (registered and functional) contributes significantly to the development of the institution through financial and non financial means during the year (write in 500 words)</i> • Registered alumni - 2 Marks • Significant contribution - 2 Marks	4	4		
5.4.2 QnM	<i>Alumni contribution during the year</i> • ≥ 2 Lakhs - 4 Marks • 1.51 Lakhs – 2 Lakhs - 3 Marks • 1.1 Lakhs – 1.5 Lakhs - 2 Marks • 0.5 Lakh - 1 Lakh - 1 Mark	4	4		
5.4.3 QnM	<i>Number of Alumni Association /Chapters meetings held during the year</i> • Two or more meetings - 2 Marks • Less than two meetings - 1 Mark	2	2		
Total		130	94		

Type of Metric	Total Number	Max. Marks	Self Assessment Marks	Marks Obtained
Qualitative Metric (QIM)	02	09	09	
Quantitative Metric (QnM)	13	121	85	
Total	15	130	94	



Criterion 6- Governance, Leadership and Management (100)

Metric No.	Aspects	Max. Score	Self Assessment Score	Annexure No. Supporting Documents	Final Score
6.1 Institutional Vision and Leadership (10)					
6.1.1 QIM	<i>The governance of the institution is reflective of an effective leadership in tune with the vision and mission of the Institution</i> Yes/No (Description in 500 words – Vision & Mission statement reflecting the nature of governance, perspective plans and participation of teachers in decision making bodies)	5	5	Vision , mission	
6.1.2 QIM	<i>The institution practices decentralization and participative management</i> Description in 500 words of a case study showing practice of decentralization & participative management	5	5	Research Advisory committee	
6.2 Strategy Development and Deployment (10)					
6.2.1 QIM	<i>Perspective/Strategic plan and deployment documents are available in the institution</i> Description in 500 words of one activity successfully implemented based on the perspective/strategic plan	2	2	Strategic Plan Cluster University proposal	
6.2.2 QIM	<i>Organizational structure of the Institution including governing body, administrative setup, and functions of various bodies, service rules, procedures, recruitment, promotional policies as well as grievance redressal mechanism</i> Yes/No (Organogram) Description in 500 words	2	2	Organogram	
6.2.3 QnM	<i>Implementation of e-governance in areas of operation</i> 1. Planning and Development 2. Administration 3. Finance and Accounts 4. Student Admission and Support 5. Examination <ul style="list-style-type: none"> • All 5 of the above – 4 Marks • Any 4 of the above – 3 Marks • Any 3 of the above – 2 Marks • Any 2 of the above – 1 Mark 	4	4	Tally ETH Bill Online feedback Online Examination	




Metric No.	Aspects	Max. Score	Self Assessment Score	Annexure No. Supporting Documents	Final Score
6.2.4 QIM	<i>Effectiveness of various bodies/ cells/ committees is evident through minutes of meetings and implementation of their resolutions</i> Description in 500 words of an activity successfully implemented based on the Minutes of the meeting of various Bodies/Cells and Committees	2	2	Women Empowerment Cell meeting documents	
6.3 Faculty Empowerment Strategies (30)					
6.3.1 QIM	<i>The institution has effective welfare measures for teaching and non-teaching staff</i> One Mark for each welfare measure (i.e. effective implementation of welfare schemes of the parent institution & Rayat Bank, activities of staff welfare committee, felicitation for success, medical aid, etc)	9	9	Welfare scheme documents Staff welfare activities	
6.3.2 QnM	<i>Percentage of teachers provided with financial support to attend conferences/workshops and towards membership fee of professional bodies during the year</i> <ul style="list-style-type: none"> One mark for each 10% of the staff (Please refer NAAC Manual for formula)	6	6	Seed money Vouchers	
6.3.3 QnM	<i>Number of professional development / administrative training programs organized by the Institution for teaching and non teaching staff during the year (Name and Date of the Programmes)</i> <ul style="list-style-type: none"> Title of the professional development programme organized for teaching staff Title of the professional development programme organized for teaching staff Dates (from ----- to) One Mark for each programme (Please refer NAAC Manual for formula)	5	5	Reports	



Metric No.	Aspects	Max. Score	Self Assessment Score	Annexure No. Supporting Documents	Final Score
6.3.4 QnM	<p>Percentage of teachers attending professional development programs, viz., Orientation Programme, Refresher Course, Short Term Course, Faculty Development Programme, etc.</p> <ul style="list-style-type: none"> • Above 10% - 05 Marks • 5% to 9% - 03 Marks • Upto 4% - 01 Mark <p>(Please refer NAAC Manual for formula)</p>	5	5	Reports	
6.3.5 QIM	<p>Institution has Performance Appraisal System (PAS) for teaching and non-teaching staff</p> <p>Description in 500 words of the functioning status of the Performance Appraisal System (PAS) for teaching and non-teaching staff</p> <ul style="list-style-type: none"> • For Teaching staff - 03 Marks • For Non-teaching staff - 02 Marks 	5	5	API	
6.4 Financial Management and Resource Mobilization (20)					
6.4.1 QIM	<p>Institution conducts internal and external financial audits regularly</p> <ul style="list-style-type: none"> • Regular conduct of internal audit - 01 Mark • External audit - 01 Mark • Settlement of internal audit objections - 01 Mark • Settlement of external audit objections - 01 Mark <p>(Enumeration of the various internal & external financial audits carried out during the year with the mechanism for settling audit objections) Description in 500 words</p>	4	4	Audit Statement	
6.4.2 QnM	<p>Funds / Grants received from non-government bodies, individuals, philanthropists during the year (not covered in Criterion III)</p> <ul style="list-style-type: none"> • Name of the non government funding agencies /individuals • Funds/Grants received <p>(Verification document – Annual state of accounts)</p> <ul style="list-style-type: none"> • 4.1 to 5 lakhs - 08 Marks • 2.1 to 4 lakhs - 06 Marks • 1.1 to 2 lakhs - 04 Marks • Upto 1 lakh - 02 Marks 	8	8	Grant letters MoU	



Metric No.	Aspects	Max. Score	Self Assessment Score	Annexure No. Supporting Documents	Final Score
6.4.3 QIM	<p><i>Institutional strategies for mobilization of funds and the optimal utilization of resources(Description in 500 words)</i> Description of the resource mobilization policy and procedures of the Institution (Self finance courses/non-grant courses/professional courses/skill development courses/short term courses/training Programmes/ consultancy. etc for mobilization of funds-excluding donations)</p> <ul style="list-style-type: none"> • Above 75% - 08 Marks • 50% to 74% - 06 Marks • 25% to 49% - 04 Marks • Below 25% - 02 Marks 	8	8	Description	
6.5 Internal Quality Assurance System (30)					
6.5.1 QIM	<p><i>Internal Quality Assurance Cell (IQAC) has contributed significantly for institutionalizing the quality assurance strategies and processes (Description in 500 words)</i> <i>Three best practices institutionalized by IQAC during a semester</i> (One mark for each best practice)</p>	8	8	Best practices' documents	
6.5.2 QIM	<p><i>The institution reviews its teaching learning process, structures & methodologies of operations and learning outcomes at periodic intervals through IQAC set up as per norms(Description in 500 words)</i> (State two examples of institutional reviews and implementation of teaching learning reforms facilitated by the IQAC.)</p> <ul style="list-style-type: none"> • Implementation of new methodologies and processes (Mini.2)–04 Marks • Learning outcomes (Outcome Measurement System) – 04 Marks 	8	6	Academic diary Examination Project based learning	
6.5.3 QnM	<p><i>Average number of quality initiatives by IQAC for promoting quality culture</i></p> <ul style="list-style-type: none"> • Name of quality initiative by IQAC • Duration (from July to March) • Number of participants (At least 30 %) <ul style="list-style-type: none"> • Activities-workshops/seminars/training, etc. conducted for quality initiatives - 2 Marks 	3	3	Reports	



Metric No.	Aspects	Max. Score	Self Assessment Score	Annexure No. Supporting Documents	Final Score
	<ul style="list-style-type: none"> Quality measurement phenomenon for quality culture-1 Mark 				
6.5.4 QnM	<p>Quality assurance initiatives of the institution include:</p> <ol style="list-style-type: none"> Regular meeting of Internal Quality Assurance Cell (IQAC); timely submission of Annual Quality Assurance Report (AQAR) to NAAC; Feedback collected, analyzed and used for improvements Academic Administrative Audit (AAA) and initiation of follow up action Participation in NIRF ISO Certification NBA or any other quality audit <p>Options: A. Any 4 of the above - 06 Marks B. Any 3 of the above - 05 Marks C. Any 2 of the above - 03 Marks D. Any 1 of the above - 01 Mark</p>	6	6	Certificates	
6.5.5 QIM	<p>Incremental improvements made during the preceding year Post accreditation quality initiatives (second and subsequent cycles) (20% improvement is required during a year) (Description in 500 words) Description of quality enhancement initiative in the academic and administrative domains successfully implemented</p>	5	5	Report	
	Total	100	98		

Type of Metric	Total Number	Max. Marks	Self Assessment Marks	Marks Obtained
Qualitative Metric (QIM)	11	63	61	
Quantitative Metric (QnM)	08	37	37	
Total	19	100	98	



Criterion 7- Institutional Values and Best Practices (100)

Metric No.	Aspects	Max. Score	Self Assessment	Annexure No. Supporting Documents	Final Score
7.1 Institutional Values and Social Responsibilities (50)					
Gender Equity (10) QnM					
7.1.1 QnM	Number of gender equity promotion Programmes organized by the institution during the last five years (1 Mark/activity)	5	3		
7.1.2 QnM	Institution shows gender sensitivity in providing facilities such as: <ul style="list-style-type: none"> • Safety and Security -2 Marks • Counseling & other -2 Marks • Common Room -1 Mark 	5	5		
Environmental Consciousness and Sustainability (10)					
7.1.3 QnM	Percentage of annual power requirement of the Institution met by the renewable energy sources (Solar panel, wind mill, solar water heater etc.)	1	1		
7.1.4 QnM	Percentage of annual lighting power requirements met through LED bulbs (More than 80% - 1 Mark)	1	-		
7.1.5 QnM	Waste Management steps <ol style="list-style-type: none"> 1. Solid waste management - 1 Mark 2. Liquid waste management - 1 Mark 3. E-waste management - 1 Mark (Photographs, maintenance method, upgradation technology, automization etc. is expected)	3	2		
7.1.6. QnM	Rain water harvesting structures and utilization in the campus (If yes, 1 Mark)	1	1		
7.1.7. QnM	Green Practices <ol style="list-style-type: none"> 1. Students, staff using Bicycles, Public Transport, Friendly Roads 2. Pedestrian Plastic free campus 3. Paperless office 4. Landscaping with trees and plants 	2	2		



Metric No.	Aspects	Max. Score	Self Assessment	Annexure No. Supporting Documents	Final Score
	(Half Mark for each activity)				
7.1.8 Q _n M	<p>Percentage of expenditure on green initiatives and waste management excluding salary component during the year.</p> <ul style="list-style-type: none"> • More than 1% of total expenditure excluding salary - 2 Marks • Less than 1% of total expenditure excluding salary - 1 Mark 	2	1		
Differently abled (Divyangjan) friendliness (10)					
7.1.9 Q _n M	<p>Resources available in the institution</p> <p>1) Physical facilities 2) Provision for lift 3) Ramp / Rails 4) Braille Software/facilities 5) Rest Rooms 6) Scribes/writer for examination 7) Special skill development for differently abled students 8) Any other similar facility</p> <p>A. 7 and more of the above - 10 Marks B. At least 6 of the above - 08 Marks C. At least 4 of the above - 06 Marks D. At least 2 of the above - 04 Marks E. None of the above - 00 Mark</p>	10	10		
Inclusion and Situatedness (10)Q_nM					
7.1.10 Q _n M	<p>Number of specific initiatives to address locational advantages and disadvantages during the years (1 Mark for 2 initiatives) (Mention in tabular form)</p>	5	5		
7.1.11 Q _n M	<p>Number of initiatives taken to engage with and contribute to local community during the year (Not addressed elsewhere) (1 Mark for 2 initiatives) (Mention in tabular form)</p>	5	5		
Human Values and Professional Ethics (10)					
7.1.12 Q _n M	<p>Code of conduct handbook exists for students, teachers, governing body, administration including Principal /Officials and support staff</p> <p>1. Students 2. Teachers 3. Governing body 4. Principal 5. Officials and support staff</p>	1	1		



Metric No.	Aspects	Max. Score	Self Assessment	Annexure No. Supporting Documents	Final Score
	More than 4 of the above – 1 Mark				
7.1.13 Q _n M	<i>Display of core values in the college and on its website</i> (Notice board, communicated to staff, students, stakeholders, displayed on website – 1 Mark)	1	1		
7.1.14 Q _n M	<i>The college plans and organizes appropriate activities to increase consciousness about national identities and symbols; Fundamental Duties and Rights of Indian citizens and other constitutional obligations</i> (If yes, 1 Mark)	1	1		
7.1.15 Q _n M	<i>The college offers a course on Human Values and professional ethics.</i> (If yes, 1 Mark)	1	-		
7.1.16 Q _n M	<i>The college functioning is as per professional code of prescribed / suggested by statutory bodies / regulatory authorities for different professions.</i> (If yes, 1 Mark)	1	1		
7.1.17 Q _n M	<i>Number of activities conducted for promotion of universal values (Truth, Righteous conduct, Love, Non-Violence and peace); national values, human values, national integration, communal harmony and social cohesion as well as for observance of fundamental duties during the year</i> (1 Mark for 2 activities)	2	2		
7.1.18 Q _i M	<i>Institution organizes national festivals and birth / death anniversaries of the great Indian personalities</i> (If yes, 1 Mark)	1	1		
7.1.19 Q _i M	<i>The college maintains complete transparency in its financial, academic, administrative and auxiliary functions.</i> (maximum of 500 words) 1. Financial 2. Academic 3. Administrative	2	2		





Metric No.	Aspects	Max. Score	Self Assessment	Annexure No. Supporting Documents	Final Score
	4. Auxiliary All of the above - 02 Marks				
7.2 Best Practices (30)					
7.2.1 QIM	<i>Describe at least two best practices of the college</i> (as per NAAC format) IQAC should select two best practices among the departmental and institutional best practices (15 Marks/best practice)	30	30		
7.3 Institutional Distinctiveness (20)					
7.3.1 QIM	<i>Describe/Explain the performance of the college in one area distinctive to its vision, priority and thrust.</i> (Description in 1000 words) Vision, mission, priority in mission, selection of different thrust area, workout of the thrust area, performance and outcome.	20	20		
Total		100	94		

Type of Metric	Total Number	Max. Marks	Self Assessment Marks	Marks Obtained
Qualitative Metric (QIM)	05	64	63	
Quantitative Metric (QnM)	03	36	31	
Total	08	100	94	



Academic and Administrative Audit (AAA)**Academic Year: 2017-18****General Observations of AAA Committee****Name of the College: Yashvatrao Chavan Institute of Science, Satara.****Date of the Visit: 26/04/2018**

A-NAAC		Observations
1	Curricular Aspects	<ol style="list-style-type: none"> 1. Consolidated timetable of the college should be prepared. 2. Academic diary has to be maintained systematically. 3. Activities based on cross cutting issues and value added courses have to be emphasized.
2	Teaching-Learning and Evaluation	<ol style="list-style-type: none"> 1. Knowledge Assessment Test can be conducted to identify the slow learners and advance learners, and constructive activities should be conducted for both. 2. Student centric activities should be enhanced and mentor-mentee scheme should implemented rigorously. 3. PO, PSO and CO should be prepared for each and every program and course.
3	Research, Innovations and Extension	<ol style="list-style-type: none"> 1. Extension activities and outreach programmes should be strengthened. 2. Focus should be on making the linkages and MoU s functional.
4	Infrastructure and Learning Resources	<ol style="list-style-type: none"> 1. ILMS should be fully automated. 2. Library link can be integrated with the institute website for easy remote access of e-resource. 3. E- learning room and LCS can be set up.
5	Student Support and Progression	<ol style="list-style-type: none"> 1. Number of capability enhancement schemes can be increased.
6	Governance, Leadership and Management	<ol style="list-style-type: none"> 1. MIS should be completely functional. 2. More number of professional development programmes can be implemented. 3. IQAC must conduct min. 4 meetings per year and minutes of the meeting have to be maintained properly. 4. IQAC should contain more number of quality initiatives.
7	Institutional Values and Best Practices	<ol style="list-style-type: none"> 1. Number of gender equity promotion programs should be organized. 2. System for liquid waste management can be established.
B-Office Administration and Financial Audit		<ol style="list-style-type: none"> 1. Item-wise stock register should be maintained regularly. 2. Permission from Sanstha has to be sought for the expenses other than budget. 3. Government payments should be NIL in the Santha balance sheet. 4. Audit completion report should be sent in time. 5. UGC circulars, utilization certificates and NOCs should be maintained properly.
C-NIRF		<ol style="list-style-type: none"> 1. Minimum 85% of the sanctioned posts of teachers should be filled. 2. Allotted budget of library should be utilized properly.
D-Departmental Profile		<ol style="list-style-type: none"> 1. Student Satisfaction Survey should be taken online. 2. Excellent infrastructure facilities.
E-Faculty Profile		<ol style="list-style-type: none"> 1. Research and research output can be strengthened.

AAA Peer Team Members	Name	Signature
Chairman	Prin. Dr. V.S. Shivankar	
Peer Team Member-1	Prin. Dr. M.V. Bobade	
Coordinator	Dr. Shubhada Nayak	